



| Particulars | UACS CODE | Appropriation            |   |                         | Allotments          |                                       |             |               | Current Year Obligations  |                             |                            |                             | Current Year Disbursements |                        |                             |                            | Balances                    |                            |                        |                           |                       |                                     |
|-------------|-----------|--------------------------|---|-------------------------|---------------------|---------------------------------------|-------------|---------------|---------------------------|-----------------------------|----------------------------|-----------------------------|----------------------------|------------------------|-----------------------------|----------------------------|-----------------------------|----------------------------|------------------------|---------------------------|-----------------------|-------------------------------------|
|             |           | Authorized Appropriation | Adjustments Transfer (To/From, Realignment) | Adjusted Appropriations | Allotments Received | Adjustments (Withdrawal, Realignment) | Transfer To | Transfer From | Adjusted Total Allotments | 1st Quarter Ending March 31 | 2nd Quarter Ending June 30 | 3rd Quarter Ending Sept. 30 | 4th Quarter Ending Dec. 31 | Total                  | 1st Quarter Ending March 31 | 2nd Quarter Ending June 30 | 3rd Quarter Ending Sept. 30 | 4th Quarter Ending Dec. 31 | Total                  | Unreversed Appropriations | Unobligated Allotment | Unpaid Obligations (12-31) + (3-31) |
|             |           |                          |   | 3+(3+6)                 | 6                   | 7                                     | 8           | 9             | 10=(9)+(10)+8=(9)         | 11                          | 12                         | 13                          | 14                         | 15=(11)+(12)+(13)+(14) | 16                          | 17                         | 18                          | 19                         | 20=(16)+(17)+(18)+(19) | 21=(20-00)                | 22=(19-00)            | 23=(21)+(22)                        |
| CO          |           | 17,754,000.00            |   | 17,754,000.00           | 17,754,000.00       |                                       |             |               | 17,754,000.00             | 13,593,349.31               | 250,000.00                 | 3,809,827.49                | 17,743,176.79              |                        |                             | 13,843,349.31              | 3,439,595.38                | 17,282,943.69              |                        |                           |                       | 480,734.10                          |

\*\*\*The amount in the column of Disbursements does not include payments made for prior year's obligation in the amount of P 25,300.93 for Fund 152 (PS), P 5,497,906.04 for Fund 151 (MOOE).

Prepared by:

Certified Correct:

Approved By:

Supervisor Marianne  
 Budget Officer  
 Date:

Patas, Pamela  
 Division Manager  
 Accounting Division  
 Date:

Malicdem Anthony  
 Office-in-Charge  
 Budget Division

Funa, Dennis  
 Agency Head/Department  
 Date:

**STATEMENT OF APPROPRIATIONS, ALLOTMENTS, OBLIGATIONS, DISBURSEMENTS AND BALANCES  
As of the Quarter Ending September 30, 2018**

Department: Department of Finance (DOF)

Agency: Insurance Commission

Operating Unit: N/A

Organization Code (UACS): 110080000000

Fund Cluster: 03 - Special Account - Locally Funded

Authorization: 01 - Current Year Appropriations  
Report Status: SUBMITTED

| Fund/Agency   | UACS CODE       | Appropriation            |  |                         |                     | Allotments                              |                |                |                           | Current Year Obligations    |                            |                             |                            | Current Year Disbursements |                             |                            |                             | Balances                   |               |                             |                       |                                      |  |  |  |  |  |  |
|---|-----------------|--------------------------|--|-------------------------|---------------------|---|----------------|----------------|---------------------------|-----------------------------|----------------------------|-----------------------------|----------------------------|----------------------------|-----------------------------|----------------------------|-----------------------------|----------------------------|---------------|-----------------------------|-----------------------|--------------------------------------|--|--|--|--|--|--|
|   |                 | Authorized Appropriation | Adjustments Transferred (To/From Reassignment) | Adjusted Appropriations | Allotments Received | Adjustments (Withdrawals/Reassignments) | Transfer To    | Transfer From  | Adjusted Total Allotments | 1st Quarter Ending March 31 | 2nd Quarter Ending June 30 | 3rd Quarter Ending Sept. 30 | 4th Quarter Ending Dec. 31 | Total                      | 1st Quarter Ending March 31 | 2nd Quarter Ending June 30 | 3rd Quarter Ending Sept. 30 | 4th Quarter Ending Dec. 31 | Total         | Unreassigned Appropriations | Unobligated Allotment | Unpaid Obligations (15-29) = (23+26) | Net Due and Demandable (15-29) = (23+26) |  |  |  |  |  |
| 1   | 2               | 3                        | 4  | 5=3+4                   | 6                   | 7                                       | 8              | 9              | 10                        | 11                          | 12                         | 13                          | 14                         | 15                         | 16                          | 17                         | 18                          | 19                         | 20            | 21=5-9                      | 22=10-14              | 23                                   | 24                                       |  |  |  |  |  |
| <b>Agency Specific Budget</b>   |                 |                          |  |                         |                     |   |                |                |                           |                             |                            |                             |                            |                            |                             |                            |                             |                            |               |                             |                       |                                      |  |  |  |  |  |  |
| <b>A. Automatic Appropriations</b>  |                 |                          |  |                         |                     |   |                |                |                           |                             |                            |                             |                            |                            |                             |                            |                             |                            |               |                             |                       |                                      |  |  |  |  |  |  |
| <b>Insurance Commission Fund</b>  |                 |                          |  |                         |                     |   |                |                |                           |                             |                            |                             |                            |                            |                             |                            |                             |                            |               |                             |                       |                                      |  |  |  |  |  |  |
| <b>General Administration and Support</b>   |                 |                          |  |                         |                     |   |                |                |                           |                             |                            |                             |                            |                            |                             |                            |                             |                            |               |                             |                       |                                      |  |  |  |  |  |  |
| 01010000000000  | 01010000000000  | 126,263,000.00           | 2,250,000.00                                   | 128,513,000.00          | 126,263,000.00      | 2,250,000.00                            | 128,513,000.00 | 126,263,000.00 | 2,250,000.00              | 128,513,000.00              | 12,106,034.80              | 34,265,648.21               | 21,378,906.08              | 67,770,589.09              | 10,534,644.75               | 21,623,862.42              | 33,758,695.92               | 65,915,322.79              | 60,759,416.91 | 1,860,296.30                |                       |                                      |  |  |  |  |  |  |
| <b>General management and supervision</b>   |                 |                          |  |                         |                     |   |                |                |                           |                             |                            |                             |                            |                            |                             |                            |                             |                            |               |                             |                       |                                      |  |  |  |  |  |  |
| 100000100001000   | 100000100001000 | 106,526,000.00           | 2,250,000.00                                   | 108,776,000.00          | 106,526,000.00      | 2,250,000.00                            | 108,776,000.00 | 106,526,000.00 | 2,250,000.00              | 108,776,000.00              | 11,106,034.80              | 34,265,648.21               | 21,378,906.08              | 67,770,589.09              | 10,534,644.75               | 21,623,862.42              | 33,758,695.92               | 65,915,322.79              | 60,759,416.91 | 1,860,296.30                |                       |                                      |  |  |  |  |  |  |
| <b>MOOE</b>   |                 |                          |  |                         |                     |   |                |                |                           |                             |                            |                             |                            |                            |                             |                            |                             |                            |               |                             |                       |                                      |  |  |  |  |  |  |
| 100000100001000   | 100000100001000 | 106,526,000.00           | 2,250,000.00                                   | 108,776,000.00          | 106,526,000.00      | 2,250,000.00                            | 108,776,000.00 | 106,526,000.00 | 2,250,000.00              | 108,776,000.00              | 11,106,034.80              | 34,265,648.21               | 21,378,906.08              | 67,770,589.09              | 10,534,644.75               | 21,623,862.42              | 33,758,695.92               | 65,915,322.79              | 60,759,416.91 | 1,860,296.30                |                       |                                      |  |  |  |  |  |  |
| <b>Operations</b>   |                 |                          |  |                         |                     |   |                |                |                           |                             |                            |                             |                            |                            |                             |                            |                             |                            |               |                             |                       |                                      |  |  |  |  |  |  |
| 300000000000000   | 300000000000000 | 38,737,000.00            | (2,250,000.00)                                 | 36,487,000.00           | 38,737,000.00       | (2,250,000.00)                          | 36,487,000.00  | 38,737,000.00  | (2,250,000.00)            | 36,487,000.00               | 1,000,000.00               | 1,000,000.00                | 1,000,000.00               | 1,000,000.00               | 1,000,000.00                | 1,000,000.00               | 1,000,000.00                | 1,000,000.00               | 1,000,000.00  | 1,000,000.00                |                       |                                      |  |  |  |  |  |  |
| <b>CO - Insurance, Pre-Need, and HMO Industrial growth and stability improved</b>                               |                 |                          |  |                         |                     |   |                |                |                           |                             |                            |                             |                            |                            |                             |                            |                             |                            |               |                             |                       |                                      |  |  |  |  |  |  |
| 310100000000000   | 310100000000000 | 32,866,000.00            | (2,250,000.00)                                 | 30,616,000.00           | 32,866,000.00       | (2,250,000.00)                          | 30,616,000.00  | 32,866,000.00  | (2,250,000.00)            | 30,616,000.00               | 3,000,000.00               | 3,000,000.00                | 3,000,000.00               | 3,000,000.00               | 3,000,000.00                | 3,000,000.00               | 3,000,000.00                | 3,000,000.00               | 3,000,000.00  | 3,000,000.00                |                       |                                      |  |  |  |  |  |  |
| <b>INSURANCE, PRE-NEED, AND HMO REGULATORY AND SUPERVISORY PROGRAM</b>  |                 |                          |  |                         |                     |   |                |                |                           |                             |                            |                             |                            |                            |                             |                            |                             |                            |               |                             |                       |                                      |  |  |  |  |  |  |
| 310100000000000   | 310100000000000 | 32,866,000.00            | (2,250,000.00)                                 | 30,616,000.00           | 32,866,000.00       | (2,250,000.00)                          | 30,616,000.00  | 32,866,000.00  | (2,250,000.00)            | 30,616,000.00               | 3,000,000.00               | 3,000,000.00                | 3,000,000.00               | 3,000,000.00               | 3,000,000.00                | 3,000,000.00               | 3,000,000.00                | 3,000,000.00               | 3,000,000.00  | 3,000,000.00                |                       |                                      |  |  |  |  |  |  |
| <b>Implementation and implementation of policies, rules and regulations</b>                                     |                 |                          |  |                         |                     |   |                |                |                           |                             |                            |                             |                            |                            |                             |                            |                             |                            |               |                             |                       |                                      |  |  |  |  |  |  |
| 310100100001000   | 310100100001000 | 3,313,000.00             | (996,000.00)                                   | 2,317,000.00            | 3,313,000.00        | (996,000.00)                            | 2,317,000.00   | 3,313,000.00   | (996,000.00)              | 2,317,000.00                | 3,313,000.00               | 3,313,000.00                | 3,313,000.00               | 3,313,000.00               | 3,313,000.00                | 3,313,000.00               | 3,313,000.00                | 3,313,000.00               | 3,313,000.00  | 3,313,000.00                |                       |                                      |  |  |  |  |  |  |
| <b>MOOE</b>   |                 |                          |  |                         |                     |   |                |                |                           |                             |                            |                             |                            |                            |                             |                            |                             |                            |               |                             |                       |                                      |  |  |  |  |  |  |
| 310100100001000   | 310100100001000 | 3,313,000.00             | (996,000.00)                                   | 2,317,000.00            | 3,313,000.00        | (996,000.00)                            | 2,317,000.00   | 3,313,000.00   | (996,000.00)              | 2,317,000.00                | 3,313,000.00               | 3,313,000.00                | 3,313,000.00               | 3,313,000.00               | 3,313,000.00                | 3,313,000.00               | 3,313,000.00                | 3,313,000.00               | 3,313,000.00  | 3,313,000.00                |                       |                                      |  |  |  |  |  |  |
| <b>Learning of insurance, pre-need, and HMO articles and related services</b>                                   |                 |                          |  |                         |                     |   |                |                |                           |                             |                            |                             |                            |                            |                             |                            |                             |                            |               |                             |                       |                                      |  |  |  |  |  |  |
| 310100100002000   | 310100100002000 | 4,818,000.00             | (734,000.00)                                   | 4,084,000.00            | 4,818,000.00        | (734,000.00)                            | 4,084,000.00   | 4,818,000.00   | (734,000.00)              | 4,084,000.00                | 4,818,000.00               | 4,818,000.00                | 4,818,000.00               | 4,818,000.00               | 4,818,000.00                | 4,818,000.00               | 4,818,000.00                | 4,818,000.00               | 4,818,000.00  | 4,818,000.00                |                       |                                      |  |  |  |  |  |  |
| <b>MOOE</b>   |                 |                          |  |                         |                     |   |                |                |                           |                             |                            |                             |                            |                            |                             |                            |                             |                            |               |                             |                       |                                      |  |  |  |  |  |  |
| 310100100002000   | 310100100002000 | 4,818,000.00             | (734,000.00)                                   | 4,084,000.00            | 4,818,000.00        | (734,000.00)                            | 4,084,000.00   | 4,818,000.00   | (734,000.00)              | 4,084,000.00                | 4,818,000.00               | 4,818,000.00                | 4,818,000.00               | 4,818,000.00               | 4,818,000.00                | 4,818,000.00               | 4,818,000.00                | 4,818,000.00               | 4,818,000.00  | 4,818,000.00                |                       |                                      |  |  |  |  |  |  |
| <b>Examination of insurance, pre-need, and HMO articles and evaluation of financial reports</b>                 |                 |                          |  |                         |                     |   |                |                |                           |                             |                            |                             |                            |                            |                             |                            |                             |                            |               |                             |                       |                                      |  |  |  |  |  |  |
| 310100100003000   | 310100100003000 | 9,866,000.00             | (1,541,000.00)                                 | 8,325,000.00            | 9,866,000.00        | (1,541,000.00)                          | 8,325,000.00   | 9,866,000.00   | (1,541,000.00)            | 8,325,000.00                | 9,866,000.00               | 9,866,000.00                | 9,866,000.00               | 9,866,000.00               | 9,866,000.00                | 9,866,000.00               | 9,866,000.00                | 9,866,000.00               | 9,866,000.00  | 9,866,000.00                |                       |                                      |  |  |  |  |  |  |
| <b>MOOE</b>   |                 |                          |  |                         |                     |   |                |                |                           |                             |                            |                             |                            |                            |                             |                            |                             |                            |               |                             |                       |                                      |  |  |  |  |  |  |
| 310100100003000   | 310100100003000 | 9,866,000.00             | (1,541,000.00)                                 | 8,325,000.00            | 9,866,000.00        | (1,541,000.00)                          | 8,325,000.00   | 9,866,000.00   | (1,541,000.00)            | 8,325,000.00                | 9,866,000.00               | 9,866,000.00                | 9,866,000.00               | 9,866,000.00               | 9,866,000.00                | 9,866,000.00               | 9,866,000.00                | 9,866,000.00               | 9,866,000.00  | 9,866,000.00                |                       |                                      |  |  |  |  |  |  |
| <b>Review and approval of premium rates, benefits, insurance treaties, facultative placements, and products</b> |                 |                          |  |                         |                     |   |                |                |                           |                             |                            |                             |                            |                            |                             |                            |                             |                            |               |                             |                       |                                      |  |  |  |  |  |  |
| 310100100004000   | 310100100004000 | 2,567,000.00             | 143,000.00                                     | 2,710,000.00            | 2,567,000.00        | 143,000.00                              | 2,710,000.00   | 2,567,000.00   | 143,000.00                | 2,710,000.00                | 2,567,000.00               | 2,567,000.00                | 2,567,000.00               | 2,567,000.00               | 2,567,000.00                | 2,567,000.00               | 2,567,000.00                | 2,567,000.00               | 2,567,000.00  | 2,567,000.00                |                       |                                      |  |  |  |  |  |  |
| <b>MOOE</b>   |                 |                          |  |                         |                     |   |                |                |                           |                             |                            |                             |                            |                            |                             |                            |                             |                            |               |                             |                       |                                      |  |  |  |  |  |  |
| 310100100004000   | 310100100004000 | 2,567,000.00             | 143,000.00                                     | 2,710,000.00            | 2,567,000.00        | 143,000.00                              | 2,710,000.00   | 2,567,000.00   | 143,000.00                | 2,710,000.00                | 2,567,000.00               | 2,567,000.00                | 2,567,000.00               | 2,567,000.00               | 2,567,000.00                | 2,567,000.00               | 2,567,000.00                | 2,567,000.00               | 2,567,000.00  | 2,567,000.00                |                       |                                      |  |  |  |  |  |  |
| <b>Allocation of claims/complaints and resolution of disputes</b>   |                 |                          |  |                         |                     |   |                |                |                           |                             |                            |                             |                            |                            |                             |                            |                             |                            |               |                             |                       |                                      |  |  |  |  |  |  |
| 310100100005000   | 310100100005000 | 5,612,000.00             | 478,000.00                                     | 6,090,000.00            | 5,612,000.00        | 478,000.00                              | 6,090,000.00   | 5,612,000.00   | 478,000.00                | 6,090,000.00                | 5,612,000.00               | 5,612,000.00                | 5,612,000.00               | 5,612,000.00               | 5,612,000.00                | 5,612,000.00               | 5,612,000.00                | 5,612,000.00               | 5,612,000.00  | 5,612,000.00                |                       |                                      |  |  |  |  |  |  |
| <b>MOOE</b>   |                 |                          |  |                         |                     |   |                |                |                           |                             |                            |                             |                            |                            |                             |                            |                             |                            |               |                             |                       |                                      |  |  |  |  |  |  |
| 310100100005000   | 310100100005000 | 5,612,000.00             | 478,000.00                                     | 6,090,000.00            | 5,612,000.00        | 478,000.00                              | 6,090,000.00   | 5,612,000.00   | 478,000.00                | 6,090,000.00                | 5,612,000.00               | 5,612,000.00                | 5,612,000.00               | 5,612,000.00               | 5,612,000.00                | 5,612,000.00               | 5,612,000.00                | 5,612,000.00               | 5,612,000.00  | 5,612,000.00                |                       |                                      |  |  |  |  |  |  |
| <b>Pre-Need Fund</b>  |                 |                          |  |                         |                     |   |                |                |                           |                             |                            |                             |                            |                            |                             |                            |                             |                            |               |                             |                       |                                      |  |  |  |  |  |  |
| <b>General Administration and Support</b>   |                 |                          |  |                         |                     |   |                |                |                           |                             |                            |                             |                            |                            |                             |                            |                             |                            |               |                             |                       |                                      |  |  |  |  |  |  |
| 100000000000000   | 100000000000000 | 67,804,000.00            | 9,346,406.00                                   | 77,150,406.00           | 67,804,000.00       | 9,346,406.00                            | 77,150,406.00  | 67,804,000.00  | 9,346,406.00              | 77,150,406.00               | 64,240,058.21              | 21,683,111.22               | 20,335,991.32              | 64,240,058.21              | 21,683,111.22               | 20,335,991.32              | 21,683,111.22               | 20,335,991.32              | 64,240,058.21 | 21,683,111.22               | 1,443,043.29          |                                      |  |  |  |  |  |  |
| <b>General management and supervision</b>   |                 |                          |  |                         |                     |   |                |                |                           |                             |                            |                             |                            |                            |                             |                            |                             |                            |               |                             |                       |                                      |  |  |  |  |  |  |
| 100000100001000   | 100000100001000 | 67,804,000.00            | 9,346,406.00                                   | 77,150,406.00           | 67,804,000.00       | 9,346,406.00                            | 77,150,406.00  | 67,804,000.00  | 9,346,406.00              | 77,150,406.00               | 64,240,058.21              | 21,683,111.22               | 20,335,991.32              | 64,240,058.21              | 21,683,111.22               | 20,335,991.32              | 21,683,111.22               | 20,335,991.32              | 64,240,058.21 | 21,683,111.22               | 1,443,043.29          |                                      |  |  |  |  |  |  |
| <b>Operations</b>   |                 |                          |  |                         |                     |   |                |                |                           |                             |                            |                             |                            |                            |                             |                            |                             |                            |               |                             |                       |                                      |  |  |  |  |  |  |
| 300000000000000   | 300000000000000 | 191,296,000.00           | 5,338,373.00                                   | 196,634,373.00          | 191,296,000.00      | 5,338,373.00                            | 196,634,373.00 | 191,296,000.00 | 5,338,373.00              | 196,634,373.00              | 115,161,431.59             | 35,176,891.77               | 39,645,997.56              | 115,161,431.59             | 35,176,891.77               | 39,645,997.56              | 40,937,402.26               | 115,161,431.59             | 35,176,891.77 | 51,462,941.41               |                       |                                      |  |  |  |  |  |  |
| <b>CO - Insurance, Pre-Need, and HMO Industrial growth and stability improved</b>                               |                 |                          |  |                         |                     |   |                |                |                           |                             |                            |                             |                            |                            |                             |                            |                             |                            |               |                             |                       |                                      |  |  |  |  |  |  |
| 310000000000000   | 310000000000000 | 161,236,000.00           | 5,338,373.00                                   | 166,574,373.00          | 161,236,000.00      | 5,338,373.00                            | 166,574,373.00 | 161,236,000.00 | 5,338,373.00              | 166,574,373.00              | 115,161,431.59             | 35,176,891.77               | 39,645,997.56              | 115,161,431.59             | 35,176,891.77               | 39,645,997.56              | 40,937,402.26               | 115,161,431.59             | 35,176,891.77 | 51,462,941.41               |                       |                                      |  |  |  |  |  |  |
| <b>INSURANCE, PRE-NEED, AND HMO REGULATORY AND SUPERVISORY PROGRAM</b>  |                 |                          |  |                         |                     |   |                |                |                           |                             |                            |                             |                            |                            |                             |                            |                             |                            |               |                             |                       |                                      |  |  |  |  |  |  |
| 310100000000000   | 310100000000000 | 161,236,000.00           | 5,338,373.00                                   | 166,574,373.00          | 161,236,000.00      | 5,338,373.00                            | 166,574,373.00 | 161,236,000.00 | 5,338,373.00              | 166,574,373.00              | 115,161,431.59             | 35,176,891.77               | 39,645,997.56              | 115,161,431.59             | 35,176,891.77               | 39,645,997.56              | 40,937,402.26               | 115,161,431.59             | 35,176,891.77 | 51,462,941.41               |                       |                                      |  |  |  |  |  |  |
| <b>Implementation and implementation of policies, rules and regulations</b>                                     |                 |                          |  |                         |                     |   |                |                |                           |                             |                            |                             |                            |                            |                             |                            |                             |                            |               |                             |                       |                                      |  |  |  |  |  |  |
| 310100100001000   | 310100100001000 | 37,494,000.00            | 3,459,095.00                                   | 40,953,095.00           | 37,494,000.00       | 3,459,095.00                            | 40,953,095.00  | 37,494,000.00  | 3,459,095.00              | 40,953,095.00               | 37,494,000.00              | 3,459,095.00                | 3,459,095.00               | 37,494,000.00              | 3,459,095.00                | 3,459,095.00               | 3,459,095.00                | 37,494,000.00              | 3,459,095.00  | 13,230,265.56               |                       |                                      |  |  |  |  |  |  |
| <b>MOOE</b>   |                 |                          |  |                         |                     |   |                |                |                           |                             |                            |                             |                            |                            |                             |                            |                             |                            |               |                             |                       |                                      |  |  |  |  |  |  |
| 310100100001000   | 310100100001000 | 37,494,000.00            | 3,459,095.00                                   | 40,953,095.00           | 37,494,000.00       | 3,459,095.00                            | 40,953,095.00  | 37,494,000.00  | 3,459,095.00              | 40,953,095.00               | 37,494,000.00              | 3,459,095.00                | 3,459,095.00               | 37,494,000.00              | 3,459,095.00                | 3,459,095.00               | 3,459,095.00                | 37,494,000.00              | 3,459,095.00  | 13,230,265.56               |                       |                                      |  |  |  |  |  |  |
| <b>Learning of insurance, pre-need, and HMO articles and related services</b>                                   |                 |                          |  |                         |                     |   |                |                |                           |                             |                            |                             |                            |                            |                             |                            |                             |                            |               |                             |                       |                                      |  |  |  |  |  |  |
| 310100100002000   | 310100100002000 | 29,589,000.00            | (3,327,344.00)                                 | 26,261,656.00           | 29,589,000.00       | (3,327,344.00)                          | 26,261,656.00  | 29,589,000.00  | (3,327,344.00)            | 26,261,656.00               | 29,589,000.00              | 29,589,000.00               | 29,589,000.00              | 29,589,000.00              | 29,589,000.00               | 29,589,000.00              | 29,589,000.00               | 29,589,000.00              | 29,589,000.00 | 29,589,000.00               |                       |                                      |  |  |  |  |  |  |
| <b>MOOE</b>   |                 |                          |  |                         |                     |   |                |                |                           |                             |                            |                             |                            |                            |                             |                            |                             |                            |               |                             |                       |                                      |  |  |  |  |  |  |
| 310100100002000   | 310100100002000 | 29,589,000.00            | (3,327,344.00)                                 | 26,261,656.00           | 29,589,000.00       | (3,327,344.00)                          | 26,261,656.00  | 29,            |                           |                             |                            |                             |                            |                            |                             |                            |                             |                            |               |                             |                       |                                      |  |  |  |  |  |  |

| Particulars | UACS CODE | Appropriation            |  |                         | Allotments          |  |               | Current Year Obligations |                           |                             |                            |                             | Current Year Disbursements |                        |                             |                            |                             | Balances                   |                        |                           |                      |                                     |                    |                            |  |
|-------------|-----------|--------------------------|--|-------------------------|---------------------|--|---------------|--------------------------|---------------------------|-----------------------------|----------------------------|-----------------------------|----------------------------|------------------------|-----------------------------|----------------------------|-----------------------------|----------------------------|------------------------|---------------------------|----------------------|-------------------------------------|--------------------|----------------------------|--|
|             |           | Authorized Appropriation | Adjustments (Transfer To/From, Reassignment) | Adjusted Appropriations | Allotments Received | Adjustments (Withdrawal, Reassignment) | Transfer To   | Transfer From            | Adjusted Total Allotments | 1st Quarter Ending March 31 | 2nd Quarter Ending June 30 | 3rd Quarter Ending Sept. 30 | 4th Quarter Ending Dec. 31 | Total                  | 1st Quarter Ending March 31 | 2nd Quarter Ending June 30 | 3rd Quarter Ending Sept. 30 | 4th Quarter Ending Dec. 31 | Total                  | Unreleased Appropriations | Unallotted Allotment | Unpaid Obligations (1-20) + (23-24) | Due and Demandable | Net Pay Due and Demandable |  |
| 1           | 2         | 3                        | 4  | 5=3+4                   | 6                   | 7                                      | 8             | 9=8+(6)+(7)              | 10                        | 11                          | 12                         | 13                          | 14                         | 15=(10)+(11)+(12)+(13) | 16                          | 17                         | 18                          | 19                         | 20=(16)+(17)+(18)+(19) | 21=5-19                   | 22=6-18              | 23                                  | 24                 | 25=(23)-(24)               |  |
| MOOE        |           | 141,132,000.00           |  | 141,132,000.00          | 141,132,000.00      |  | 13,742,000.00 | 154,874,000.00           | 15,098,054.18             | 28,674,531.87               | 28,934,677.85              |                             |                            | 72,430,264.90          | 14,127,694.13               | 28,512,714.50              | 27,812,619.07               | 70,530,967.70              |                        | 29,036.40                 | 88,723,736.00        |                                     |                    | 1,855,268.30               |  |
| Ph Ex       |           | 17,754,000.00            |  | 17,754,000.00           | 17,754,000.00       |  |               | 17,754,000.00            |                           |                             |                            |                             |                            |                        |                             |                            |                             |                            |                        |                           |                      |                                     |                    |                            |  |
| CO          |           |                          |  |                         |                     |  |               |                          |                           | 17,754,000.00               | 13,593,349.31              | 250,000.00                  |                            | 13,843,349.31          |                             |                            |                             | 13,843,349.31              |                        |                           | 3,910,690.89         |                                     |                    |                            |  |


\*\*\*The amount in the column of Disbursements does not include payments made for prior year's obligation in the amount of P 25,300.93 for Fund 152 (PS), P 5,497,906.04 for Fund 151 (MOOE).


Prepared by:


Certified Correct:

Approved By:

  
 Marianne  
 Budget Officer  
 Date: 15/Oct/2018

  
 Pamela  
 Division Manager  
 Accounting Division  
 Date:

  
 Sureta, Teresita  
 Division Manager  
 Budget Division

  
 Dennis  
 Agency Head/Department  
 Date: 15/Oct/2018

STATEMENT OF APPROPRIATIONS, ALLOTMENTS, OBLIGATIONS, DISBURSEMENTS AND BALANCES  
As of the Quarter Ending June 30, 2018

Authorization: 01 - Current Year Appropriations  
Report Status: SUBMITTED

Department: Department of Finance (DOF)  
Agency: Insurance Commission  
Operating Unit: N/A  
Organization Code (UACS): 110080000000  
Fund Cluster: 03 - Special Account - Locally Funded

Table with columns: Particulars, UACS CODE, Authorized Appropriation, Adjustments (Transfer (Off/From, Realign)), Adjusted Appropriations, Allotments Received, Adjustments (Withdrawal, Realign), Transfer To, Transfer From, Adjusted Total Allotments, Current Year Obligations (1st-4th Quarter Ending, Total), Current Year Disbursements (1st-4th Quarter Ending, Total), Balances (Unencumbered Appropriations, Unobligated Allotment, Due and Demandable, Unpaid Obligations (12/31 + 12/31), For The Year and Available).

STATEMENT OF ADDRESS

| Particulars | UACS CODE | Appropriation            |  | Allotments              |                     |                                       |             | Current Year Obligations |                            |                             |                            |                             |                            |                | Current Year Disbursements  |                            |                            |                            | Balance        |                           |                       |                                      |               |
|-------------|-----------|--------------------------|--|-------------------------|---------------------|---------------------------------------|-------------|--------------------------|----------------------------|-----------------------------|----------------------------|-----------------------------|----------------------------|----------------|-----------------------------|----------------------------|----------------------------|----------------------------|----------------|---------------------------|-----------------------|--------------------------------------|---------------|
|             |           | Authorized Appropriation | Adjustments Transfer (To)/From, Reassignment | Adjusted Appropriations | Allotments Received | Adjustments (Withdrawal, Realignment) | Transfer To | Transfer From            | Allocated Total Allotments | 1st Quarter Ending March 31 | 2nd Quarter Ending June 30 | 3rd Quarter Ending Sept. 30 | 4th Quarter Ending Dec. 31 | Total          | 1st Quarter Ending March 31 | 2nd Quarter Ending June 30 | 3rd Quarter Ending Dec. 31 | 4th Quarter Ending Dec. 31 | Total          | Unreleased Appropriations | Unobligated Allotment | Unpaid Obligations (12-31) + (25-24) |               |
| 1           | 2         | 3                        | 4  | 5=3+4                   | 6                   | 7                                     | 8           | 9                        | 10=(9+10+11+12)            | 13                          | 14                         | 15                          | 16                         | 17             | 18                          | 19                         | 20                         | 21                         | 22=(17+18+19)  | 23=(9-10)                 | 24=(10-11)            | 25=(12-13)                           |               |
| PS          |           | 229,090,000.00           | 6,693,876.00                                 | 235,783,876.00          | 235,783,876.00      |                                       |             |                          | 235,783,876.00             | 58,116,483.32               | 58,105,162.65              |                             |                            | 116,222,245.87 | 56,841,976.99               | 59,380,269.83              |                            |                            | 158,222,245.87 |                           | 179,961,836.13        |                                      |               |
| MOOE        |           | 141,132,000.00           |  | 141,132,000.00          | 141,132,000.00      |                                       |             |                          | 141,132,000.00             | 15,699,054.18               | 28,874,531.97              |                             |                            | 44,373,586.15  | 14,127,064.13               | 28,512,714.50              |                            |                            | 47,643,378.83  |                           | 80,758,471.80         |                                      | 1,793,207.22  |
| Fin Ex      |           |                          |  |                         |                     |                                       |             |                          |                            |                             |                            |                             |                            |                |                             |                            |                            |                            |                |                           |                       |                                      |               |
| CO          |           | 17,754,000.00            |  | 17,754,000.00           | 17,754,000.00       |                                       |             |                          | 17,754,000.00              |                             |                            |                             |                            | 13,593,349.31  |                             |                            |                            |                            | 13,593,349.31  |                           | 4,950,650.69          |                                      | 13,663,349.71 |


\*\*\*The amount in the column of Disbursements does not include payments made for prior year's obligation in the amount of P 25,300.93 for Fund 152 (PS), P 5,497,906.04 for Fund 151 (MOOE).


Prepared by:

  
Supervisor, Marianne


Date: 06/Jul/2018

Certified Correct:

  
Frias, Pamela  
Division Manager  
Accounting Division  
Date:

  
Sureta, Teresita  
Division Manager  
Budget Division

Approved By:

  
Fung, Dennis  
Agency Head/Department  
Date: 06/Jul/2018

STATEMENT OF APPROPRIATIONS, ALLOTMENTS, OBLIGATIONS, DISBURSEMENTS AND BALANCES

As of the Quarter Ending March 31, 2018

Authorization: 01 - Current Year Appropriations  
Report Status: SUBMITTED

Department: Department of Finance (DOF)

Agency: Insurance Commission

Operating Unit: N/A

Organization Code (UACS): 11008000000

Fund Cluster: 03 - Special Account - Locally Funded

| Particulars   | UACS CODE | Appropriation            |   |                         | Allotments          |                                       |             |               |                           | Current Year Obligations    |                            |                             |                            | Current Year Disbursements |                             |                            |                             | Balances                   |               |                           |                       |                                    |                            |  |
|---|-----------|--------------------------|---|-------------------------|---------------------|---------------------------------------|-------------|---------------|---------------------------|-----------------------------|----------------------------|-----------------------------|----------------------------|----------------------------|-----------------------------|----------------------------|-----------------------------|----------------------------|---------------|---------------------------|-----------------------|------------------------------------|----------------------------|--|
|   |           | Authorized Appropriation | Adjustments (Transfer To/From, Realignment) | Adjusted Appropriations | Allotments Received | Adjustments (Withdrawal, Realignment) | Transfer To | Transfer From | Adjusted Total Allotments | 1st Quarter Ending March 31 | 2nd Quarter Ending June 30 | 3rd Quarter Ending Sept. 30 | 4th Quarter Ending Dec. 31 | Total                      | 1st Quarter Ending March 31 | 2nd Quarter Ending June 30 | 3rd Quarter Ending Sept. 30 | 4th Quarter Ending Dec. 31 | Total         | Unreleased Appropriations | Unobligated Allotment | Unpaid Obligations (1520) + (2524) |                            |  |
|   |           |                          |   |                         |                     |                                       |             |               |                           |                             |                            |                             |                            |                            |                             |                            |                             |                            |               |                           |                       | Due and Demandable                 | Not Yet Due and Demandable |  |
| 1   | 2         | 3                        | 4   | 5                       | 6                   | 7                                     | 8           | 9             | 10                        | 11                          | 12                         | 13                          | 14                         | 15                         | 16                          | 17                         | 18                          | 19                         | 20            | 21                        | 22                    | 23                                 | 24                         |  |
| A. Agency Specific Budget   |           |                          |   |                         |                     |                                       |             |               |                           |                             |                            |                             |                            |                            |                             |                            |                             |                            |               |                           |                       |                                    |                            |  |
| B. Accountal Appropriations   |           |                          |   |                         |                     |                                       |             |               |                           |                             |                            |                             |                            |                            |                             |                            |                             |                            |               |                           |                       |                                    |                            |  |
| Insurance Commission Fund   |           |                          |   |                         |                     |                                       |             |               |                           |                             |                            |                             |                            |                            |                             |                            |                             |                            |               |                           |                       |                                    |                            |  |
| 02104345  |           |                          |   |                         |                     |                                       |             |               |                           |                             |                            |                             |                            |                            |                             |                            |                             |                            |               |                           |                       |                                    |                            |  |
| General Administration and Support  |           |                          |   |                         |                     |                                       |             |               |                           |                             |                            |                             |                            |                            |                             |                            |                             |                            |               |                           |                       |                                    |                            |  |
| 1000000000000000  |           | 126,280,000.00           |   | 126,280,000.00          | 126,280,000.00      |                                       |             |               | 126,280,000.00            | 12,106,034.80               |                            |                             |                            | 12,106,034.80              | 10,534,644.75               |                            |                             |                            | 10,534,644.75 |                           | 114,173,965.20        |                                    | 1,571,300.00               |  |
| General management and supervision  |           |                          |   |                         |                     |                                       |             |               |                           |                             |                            |                             |                            |                            |                             |                            |                             |                            |               |                           |                       |                                    |                            |  |
| 10000120001000  |           | 126,280,000.00           |   | 126,280,000.00          | 126,280,000.00      |                                       |             |               | 126,280,000.00            | 12,106,034.80               |                            |                             |                            | 12,106,034.80              | 10,534,644.75               |                            |                             |                            | 10,534,644.75 |                           | 114,173,965.20        |                                    | 1,571,300.00               |  |
| MOOE  |           |                          |   |                         |                     |                                       |             |               |                           |                             |                            |                             |                            |                            |                             |                            |                             |                            |               |                           |                       |                                    |                            |  |
| 10852600000000  |           | 108,526,000.00           |   | 108,526,000.00          | 108,526,000.00      |                                       |             |               | 108,526,000.00            | 12,106,034.80               |                            |                             |                            | 12,106,034.80              | 10,534,644.75               |                            |                             |                            | 10,534,644.75 |                           | 96,418,965.20         |                                    | 1,571,300.00               |  |
| OO  |           |                          |   |                         |                     |                                       |             |               |                           |                             |                            |                             |                            |                            |                             |                            |                             |                            |               |                           |                       |                                    |                            |  |
| 17754000000000  |           | 17,754,000.00            |   | 17,754,000.00           | 17,754,000.00       |                                       |             |               | 17,754,000.00             |                             |                            |                             |                            |                            |                             |                            |                             |                            |               |                           | 17,754,000.00         |                                    |                            |  |
| Operations  |           |                          |   |                         |                     |                                       |             |               |                           |                             |                            |                             |                            |                            |                             |                            |                             |                            |               |                           |                       |                                    |                            |  |
| 3000000000000000  |           | 32,808,000.00            |   | 32,808,000.00           | 32,808,000.00       |                                       |             |               | 32,808,000.00             | 3,593,019.38                |                            |                             |                            | 3,593,019.38               | 3,593,019.38                |                            |                             |                            | 3,593,019.38  |                           | 26,012,980.62         |                                    |                            |  |
| OO : Insurance, Pre-Need, and HMO industries' growth and stability improved                                   |           |                          |   |                         |                     |                                       |             |               |                           |                             |                            |                             |                            |                            |                             |                            |                             |                            |               |                           |                       |                                    |                            |  |
| 3100000000000000  |           | 32,808,000.00            |   | 32,808,000.00           | 32,808,000.00       |                                       |             |               | 32,808,000.00             | 3,593,019.38                |                            |                             |                            | 3,593,019.38               | 3,593,019.38                |                            |                             |                            | 3,593,019.38  |                           | 26,012,980.62         |                                    |                            |  |
| INSURANCE, PRE-NEED, AND HMO REGULATORY AND SUPERVISORY PROGRAM   |           |                          |   |                         |                     |                                       |             |               |                           |                             |                            |                             |                            |                            |                             |                            |                             |                            |               |                           |                       |                                    |                            |  |
| 3101000000000000  |           | 32,808,000.00            |   | 32,808,000.00           | 32,808,000.00       |                                       |             |               | 32,808,000.00             | 3,593,019.38                |                            |                             |                            | 3,593,019.38               | 3,593,019.38                |                            |                             |                            | 3,593,019.38  |                           | 26,012,980.62         |                                    |                            |  |
| Promulgation and implementation of policies, rules and regulations  |           |                          |   |                         |                     |                                       |             |               |                           |                             |                            |                             |                            |                            |                             |                            |                             |                            |               |                           |                       |                                    |                            |  |
| 3101001000010000  |           | 5,313,000.00             |   | 5,313,000.00            | 5,313,000.00        |                                       |             |               | 5,313,000.00              | 702,224.59                  |                            |                             |                            | 702,224.59                 | 702,224.59                  |                            |                             |                            | 702,224.59    |                           | 6,610,775.41          |                                    |                            |  |
| MOOE  |           |                          |   |                         |                     |                                       |             |               |                           |                             |                            |                             |                            |                            |                             |                            |                             |                            |               |                           |                       |                                    |                            |  |
| 5313000000000000  |           | 5,313,000.00             |   | 5,313,000.00            | 5,313,000.00        |                                       |             |               | 5,313,000.00              | 702,224.59                  |                            |                             |                            | 702,224.59                 | 702,224.59                  |                            |                             |                            | 702,224.59    |                           | 6,610,775.41          |                                    |                            |  |
| Licensing of insurance, pre-need, and HMO entities and related services                                       |           |                          |   |                         |                     |                                       |             |               |                           |                             |                            |                             |                            |                            |                             |                            |                             |                            |               |                           |                       |                                    |                            |  |
| 3101001000020000  |           | 5,418,000.00             |   | 5,418,000.00            | 5,418,000.00        |                                       |             |               | 5,418,000.00              | 510,353.04                  |                            |                             |                            | 510,353.04                 | 510,353.04                  |                            |                             |                            | 510,353.04    |                           | 4,907,646.96          |                                    |                            |  |
| MOOE  |           |                          |   |                         |                     |                                       |             |               |                           |                             |                            |                             |                            |                            |                             |                            |                             |                            |               |                           |                       |                                    |                            |  |
| 5418000000000000  |           | 5,418,000.00             |   | 5,418,000.00            | 5,418,000.00        |                                       |             |               | 5,418,000.00              | 510,353.04                  |                            |                             |                            | 510,353.04                 | 510,353.04                  |                            |                             |                            | 510,353.04    |                           | 4,907,646.96          |                                    |                            |  |
| Examination of insurance, pre-need, and HMO entities and evaluation of financial reports                      |           |                          |   |                         |                     |                                       |             |               |                           |                             |                            |                             |                            |                            |                             |                            |                             |                            |               |                           |                       |                                    |                            |  |
| 3101001000030000  |           | 8,896,000.00             |   | 8,896,000.00            | 8,896,000.00        |                                       |             |               | 8,896,000.00              | 960,643.07                  |                            |                             |                            | 960,643.07                 | 960,643.07                  |                            |                             |                            | 960,643.07    |                           | 8,735,356.93          |                                    |                            |  |
| MOOE  |           |                          |   |                         |                     |                                       |             |               |                           |                             |                            |                             |                            |                            |                             |                            |                             |                            |               |                           |                       |                                    |                            |  |
| 8896000000000000  |           | 8,896,000.00             |   | 8,896,000.00            | 8,896,000.00        |                                       |             |               | 8,896,000.00              | 960,643.07                  |                            |                             |                            | 960,643.07                 | 960,643.07                  |                            |                             |                            | 960,643.07    |                           | 8,735,356.93          |                                    |                            |  |
| Review and approval of premium rates, investments, reinsurance treaties, facultative placements, and products |           |                          |   |                         |                     |                                       |             |               |                           |                             |                            |                             |                            |                            |                             |                            |                             |                            |               |                           |                       |                                    |                            |  |
| 3101001000040000  |           | 2,567,000.00             |   | 2,567,000.00            | 2,567,000.00        |                                       |             |               | 2,567,000.00              | 422,742.28                  |                            |                             |                            | 422,742.28                 | 422,742.28                  |                            |                             |                            | 422,742.28    |                           | 2,144,257.72          |                                    |                            |  |
| MOOE  |           |                          |   |                         |                     |                                       |             |               |                           |                             |                            |                             |                            |                            |                             |                            |                             |                            |               |                           |                       |                                    |                            |  |
| 2567000000000000  |           | 2,567,000.00             |   | 2,567,000.00            | 2,567,000.00        |                                       |             |               | 2,567,000.00              | 422,742.28                  |                            |                             |                            | 422,742.28                 | 422,742.28                  |                            |                             |                            | 422,742.28    |                           | 2,144,257.72          |                                    |                            |  |
| Adjudication of claims/complaints and mediation of disputes   |           |                          |   |                         |                     |                                       |             |               |                           |                             |                            |                             |                            |                            |                             |                            |                             |                            |               |                           |                       |                                    |                            |  |
| 3101001000050000  |           | 5,612,000.00             |   | 5,612,000.00            | 5,612,000.00        |                                       |             |               | 5,612,000.00              | 997,056.40                  |                            |                             |                            | 997,056.40                 | 997,056.40                  |                            |                             |                            | 997,056.40    |                           | 4,614,943.60          |                                    |                            |  |
| MOOE  |           |                          |   |                         |                     |                                       |             |               |                           |                             |                            |                             |                            |                            |                             |                            |                             |                            |               |                           |                       |                                    |                            |  |
| 5612000000000000  |           | 5,612,000.00             |   | 5,612,000.00            | 5,612,000.00        |                                       |             |               | 5,612,000.00              | 997,056.40                  |                            |                             |                            | 997,056.40                 | 997,056.40                  |                            |                             |                            | 997,056.40    |                           | 4,614,943.60          |                                    |                            |  |
| Pre-Need Fund   |           |                          |   |                         |                     |                                       |             |               |                           |                             |                            |                             |                            |                            |                             |                            |                             |                            |               |                           |                       |                                    |                            |  |
| 03104346  |           |                          |   |                         |                     |                                       |             |               |                           |                             |                            |                             |                            |                            |                             |                            |                             |                            |               |                           |                       |                                    |                            |  |
| General Administration and Support  |           |                          |   |                         |                     |                                       |             |               |                           |                             |                            |                             |                            |                            |                             |                            |                             |                            |               |                           |                       |                                    |                            |  |
| 1000000000000000  |           | 67,804,000.00            | 6,893,876.00                                | 74,497,876.00           | 74,497,876.00       |                                       |             |               | 74,497,876.00             | 22,937,621.45               |                            |                             |                            | 22,937,621.45              | 21,863,115.22               |                            |                             |                            | 21,863,115.22 |                           | 51,560,254.55         |                                    | 1,274,506.22               |  |
| General management and supervision  |           |                          |   |                         |                     |                                       |             |               |                           |                             |                            |                             |                            |                            |                             |                            |                             |                            |               |                           |                       |                                    |                            |  |
| 1000001000010000  |           | 67,804,000.00            | 6,893,876.00                                | 74,497,876.00           | 74,497,876.00       |                                       |             |               | 74,497,876.00             | 22,937,621.45               |                            |                             |                            | 22,937,621.45              | 21,863,115.22               |                            |                             |                            | 21,863,115.22 |                           | 51,560,254.55         |                                    | 1,274,506.22               |  |
| PS  |           |                          |   |                         |                     |                                       |             |               |                           |                             |                            |                             |                            |                            |                             |                            |                             |                            |               |                           |                       |                                    |                            |  |
| 6780400000000000  |           | 67,804,000.00            | 6,893,876.00                                | 74,497,876.00           | 74,497,876.00       |                                       |             |               | 74,497,876.00             | 22,937,621.45               |                            |                             |                            | 22,937,621.45              | 21,863,115.22               |                            |                             |                            | 21,863,115.22 |                           | 51,560,254.55         |                                    | 1,274,506.22               |  |
| Operations  |           |                          |   |                         |                     |                                       |             |               |                           |                             |                            |                             |                            |                            |                             |                            |                             |                            |               |                           |                       |                                    |                            |  |
| 3000000000000000  |           | 161,286,000.00           |   | 161,286,000.00          | 161,286,000.00      |                                       |             |               | 161,286,000.00            | 35,178,861.77               |                            |                             |                            | 35,178,861.77              | 35,178,861.77               |                            |                             |                            | 35,178,861.77 |                           | 126,107,138.23        |                                    |                            |  |
| OO : Insurance, Pre-Need, and HMO industries' growth and stability improved                                   |           |                          |   |                         |                     |                                       |             |               |                           |                             |                            |                             |                            |                            |                             |                            |                             |                            |               |                           |                       |                                    |                            |  |
| 3100000000000000  |           | 161,286,000.00           |   | 161,286,000.00          | 161,286,000.00      |                                       |             |               | 161,286,000.00            | 35,178,861.77               |                            |                             |                            | 35,178,861.77              | 35,178,861.77               |                            |                             |                            | 35,178,861.77 |                           | 126,107,138.23        |                                    |                            |  |
| INSURANCE, PRE-NEED, AND HMO REGULATORY AND SUPERVISORY PROGRAM   |           |                          |   |                         |                     |                                       |             |               |                           |                             |                            |                             |                            |                            |                             |                            |                             |                            |               |                           |                       |                                    |                            |  |
| 3101000000000000  |           | 161,286,000.00           |   | 161,286,000.00          | 161,286,000.00      |                                       |             |               | 161,286,000.00            | 35,178,861.77               |                            |                             |                            | 35,178,861.77              | 35,178,861.77               |                            |                             |                            | 35,178,861.77 |                           | 126,107,138.23        |                                    |                            |  |
| Promulgation and implementation of policies, rules and regulations  |           |                          |   |                         |                     |                                       |             |               |                           |                             |                            |                             |                            |                            |                             |                            |                             |                            |               |                           |                       |                                    |                            |  |
| 3101001000010000  |           | 37,464,000.00            |   | 37,464,000.00           | 37,464,000.00       |                                       |             |               | 37,464,000.00             | 8,033,915.47                |                            |                             |                            | 8,033,915.47               | 8,033,915.47                |                            |                             |                            | 8,033,915.47  |                           | 29,430,084.53         |                                    |                            |  |
| PS  |           |                          |   |                         |                     |                                       |             |               |                           |                             |                            |                             |                            |                            |                             |                            |                             |                            |               |                           |                       |                                    |                            |  |
| 3746400000000000  |           | 37,464,000.00            |   | 37,464,000.00           | 37,464,000.00       |                                       |             |               | 37,464,000.00             | 8,033,915.47                |                            |                             |                            | 8,033,915.47               | 8,033,915.47                |                            |                             |                            | 8,033,915.47  |                           | 29,430,084.53         |                                    |                            |  |
| Licensing of insurance, pre-need, and HMO entities and related services                                       |           |                          |   |                         |                     |                                       |             |               |                           |                             |                            |                             |                            |                            |                             |                            |                             |                            |               |                           |                       |                                    |                            |  |
| 3101001000020000  |           | 29,589,000.00            |   | 29,589,000.00           | 29,589,000.00       |                                       |             |               | 29,589,000.00             | 4,826,437.20                |                            |                             |                            | 4,826,437.20               | 4,826,437.20                |                            |                             |                            | 4,826,437.20  |                           | 24,762,562.80         |                                    |                            |  |
| PS  |           |                          |   |                         |                     |                                       |             |               |                           |                             |                            |                             |                            |                            |                             |                            |                             |                            |               |                           |                       |                                    |                            |  |
| 2958900000000000  |           | 29,589,000.00            |   | 29,589,000.00           | 29,589,000.00       |                                       |             |               | 29,589,000.00             | 4,826,437.20                |                            |                             |                            | 4,826,437.20               | 4,826,437.20                |                            |                             |                            | 4,826,437.20  |                           | 24,762,562.80         |                                    |                            |  |
| Examination of insurance, pre-need, and HMO entities and evaluation of financial reports                      |           |                          |   |                         |                     |                                       |             |               |                           |                             |                            |                             |                            |                            |                             |                            |                             |                            |               |                           |                       |                                    |                            |  |
| 3101001000030000  |           | 58,545,000.00            |   | 58,545,000.00           | 58,545,000.00       |                                       |             |               | 58,545,000.00             | 10,326,482.24               |                            |                             |                            | 10,326,482.24              | 10,326,482.24               |                            |                             |                            | 10,326,482.24 |                           | 48,218,517.76         |                                    |                            |  |
| PS  |           |                          |   |                         |                     |                                       |             |               |                           |                             |                            |                             |                            |                            |                             |                            |                             |                            |               |                           |                       |                                    |                            |  |
| 5854500000000000  |           | 58,545,000.00            |   | 58,545,000.00           | 58,545,000.00       |                                       |             |               | 58,545,000.00             | 10,326,482.24               |                            |                             |                            | 10,326,482.24              | 10,326,482.24               |                            |                             |                            | 10,326,482.24 |                           | 48,218,517.76         |                                    |                            |  |
| Review and approval of premium rates, investments, reinsurance treaties, facultative placements, and products |           |                          |   |                         |                     |                                       |             |               |                           |                             |                            |                             |                            |                            |                             |                            |                             |                            |               |                           |                       |                                    |                            |  |
| 3101001000040000  |           | 14,152,000.00            |   | 14,152,000.00           | 14,152,000.00       |                                       |             |               | 14,152,000.00             | 5,760,753.03                |                            |                             |                            | 5,760,753.03               | 5,760,753.03                |                            |                             |                            | 5,760,753.03  |                           | 8,391,246.97          |                                    |                            |  |

| Particulars  | UACS CODE       | Appropriation            |   |                         | Allotments          |                                       |             |                | Current Year Obligations  |                             |                            |                             | Current Year Disbursements |               |                             |                            | Balance                     |                            |       |                           |                       |  |    |  |
|--|-----------------|--------------------------|---|-------------------------|---------------------|---------------------------------------|-------------|----------------|---------------------------|-----------------------------|----------------------------|-----------------------------|----------------------------|---------------|-----------------------------|----------------------------|-----------------------------|----------------------------|-------|---------------------------|-----------------------|--|----|--|
|  |                 | Authorized Appropriation | Adjustments (Transfer (Off)From, Realignment) | Adjusted Appropriations | Allotments Received | Adjustments (Withdrawal, Realignment) | Transfer To | Transfer From  | Adjusted Total Allotments | 1st Quarter Ending March 31 | 2nd Quarter Ending June 30 | 3rd Quarter Ending Sept. 30 | 4th Quarter Ending Dec. 31 | Total         | 1st Quarter Ending March 31 | 2nd Quarter Ending June 30 | 3rd Quarter Ending Sept. 30 | 4th Quarter Ending Dec. 31 | Total | Unreleased Appropriations | Unobligated Allotment | Unpaid Obligations (15-26 + (22)-(34)) |    |  |
| 1  | 2               | 3                        | 4   | 5                       | 6                   | 7                                     | 8           | 9              | 10                        | 11                          | 12                         | 13                          | 14                         | 15            | 16                          | 17                         | 18                          | 19                         | 20    | 21                        | 22                    | 23                                     | 24 |  |
| PS   |                 | 14,152,000.00            |   | 14,152,000.00           | 14,152,000.00       |                                       |             | 14,152,000.00  |                           |                             |                            |                             |                            | 5,760,753.03  | 5,760,753.03                |                            |                             |                            |       | 5,760,753.03              |                       |  |    |  |
| Application of demerit/complaints and mediation of dispute | 310100100000000 | 21,536,000.00            |   | 21,536,000.00           | 21,536,000.00       |                                       |             | 21,536,000.00  |                           |                             |                            |                             |                            | 6,231,273.83  | 6,231,273.83                |                            |                             |                            |       | 6,231,273.83              |                       |  |    |  |
| PS   |                 | 21,536,000.00            |   | 21,536,000.00           | 21,536,000.00       |                                       |             | 21,536,000.00  |                           |                             |                            |                             |                            | 6,231,273.83  | 6,231,273.83                |                            |                             |                            |       | 6,231,273.83              |                       |  |    |  |
| Sub-Total, Automatic Appropriations                        |                 | 387,876,000.00           | 6,693,876.00                                  | 394,569,876.00          | 394,569,876.00      |                                       |             | 394,569,876.00 |                           |                             |                            |                             |                            | 73,815,537.40 | 70,969,641.12               |                            |                             |                            |       | 70,969,641.12             |                       |  |    |  |
| PS   |                 | 229,090,000.00           | 6,693,876.00                                  | 235,783,876.00          | 235,783,876.00      |                                       |             | 235,783,876.00 |                           |                             |                            |                             |                            | 58,116,483.22 | 56,841,978.99               |                            |                             |                            |       | 56,841,978.99             |                       |  |    |  |
| MOOE   |                 | 141,132,000.00           |   | 141,132,000.00          | 141,132,000.00      |                                       |             | 141,132,000.00 |                           |                             |                            |                             |                            | 15,699,054.18 | 14,127,664.13               |                            |                             |                            |       | 14,127,664.13             |                       |  |    |  |
| Ph Ex  |                 |                          |   |                         |                     |                                       |             |                |                           |                             |                            |                             |                            |               |                             |                            |                             |                            |       |                           |                       |  |    |  |
| CO   |                 | 17,754,000.00            |   | 17,754,000.00           | 17,754,000.00       |                                       |             | 17,754,000.00  |                           |                             |                            |                             |                            |               |                             |                            |                             |                            |       |                           |                       |  |    |  |
| II. Special Purpose Fund                                   |                 |                          |   |                         |                     |                                       |             |                |                           |                             |                            |                             |                            |               |                             |                            |                             |                            |       |                           |                       |  |    |  |
| Sub-Total, SPF   |                 |                          |   |                         |                     |                                       |             |                |                           |                             |                            |                             |                            |               |                             |                            |                             |                            |       |                           |                       |  |    |  |
| PS   |                 |                          |   |                         |                     |                                       |             |                |                           |                             |                            |                             |                            |               |                             |                            |                             |                            |       |                           |                       |  |    |  |
| MOOE   |                 |                          |   |                         |                     |                                       |             |                |                           |                             |                            |                             |                            |               |                             |                            |                             |                            |       |                           |                       |  |    |  |
| Ph Ex  |                 |                          |   |                         |                     |                                       |             |                |                           |                             |                            |                             |                            |               |                             |                            |                             |                            |       |                           |                       |  |    |  |
| CO   |                 |                          |   |                         |                     |                                       |             |                |                           |                             |                            |                             |                            |               |                             |                            |                             |                            |       |                           |                       |  |    |  |
| GRAND TOTAL  |                 | 387,876,000.00           | 6,693,876.00                                  | 394,569,876.00          | 394,569,876.00      |                                       |             | 394,569,876.00 |                           |                             |                            |                             |                            | 73,815,537.40 | 70,969,641.12               |                            |                             |                            |       | 70,969,641.12             |                       |  |    |  |
| PS   |                 | 229,090,000.00           | 6,693,876.00                                  | 235,783,876.00          | 235,783,876.00      |                                       |             | 235,783,876.00 |                           |                             |                            |                             |                            | 58,116,483.22 | 56,841,978.99               |                            |                             |                            |       | 56,841,978.99             |                       |  |    |  |
| MOOE   |                 | 141,132,000.00           |   | 141,132,000.00          | 141,132,000.00      |                                       |             | 141,132,000.00 |                           |                             |                            |                             |                            | 15,699,054.18 | 14,127,664.13               |                            |                             |                            |       | 14,127,664.13             |                       |  |    |  |
| Ph Ex  |                 |                          |   |                         |                     |                                       |             |                |                           |                             |                            |                             |                            |               |                             |                            |                             |                            |       |                           |                       |  |    |  |
| CO   |                 | 17,754,000.00            |   | 17,754,000.00           | 17,754,000.00       |                                       |             | 17,754,000.00  |                           |                             |                            |                             |                            |               |                             |                            |                             |                            |       |                           |                       |  |    |  |

\*\*\*The amount in the column of Disbursements does not include payments made for prior year's obligation in the amount of P 24,576.51 for Fund 152 (PS), P 908,830.90 for Fund 151 (MOOE).

Prepared by:

Supuyan, Marianne

Date: 17/Apr/2018

Certified Correct:

Pias, Pamela

Division Manager

Accounting Division

Date:

Sureta, Teresita

Division Manager

Budget Division

Date: 20/Apr/2018

Approved By:

Funa, Dennis

Agency Head/Department

Date: 20/Apr/2018

This report was generated using the Unified Reporting System on 20/04/2018 14:48