



MONTHLY REPORT OF DISBURSEMENTS
For the month of March 2022

Department: Department of Finance (DOF)
 Agency/Entity: Insurance Commission
 Operating Unit: < not applicable >
 Organization Code (UACS): 11 008 0000000
 Fund Cluster: 03 Special Account - Locally Funded/Domestic Grants Fund

Particulars	Current Year Budget					Prior Year's Budget											SUB-TOTAL	Trust Liabilities				Grand Total					Remarks		
	PS	MOOE	FinEx	CO	TOTAL	Prior Year's Accounts Payable					Current Year's Accounts Payable					TOTAL		PS	MOOE	CO	TOTAL	PS	MOOE	FinEx	CO	TOTAL			
						PS	MOOE	FinEx	CO	Sub-Total	PS	MOOE	FinEx	CO	Sub-Total													PS	MOOE
1	2	3	4	5	6=(2+3+4+5)	7	8	9	10	11=(7+8+9+10)	12	13	14	15	16=(12+13+14+15)	17=(11+16)	18=(6+17)	19	20	21	22=(19+20+21)	23	24	25	26	27=(23+24+25+26)	28		
CASH DISBURSEMENTS	17,386,879.72	17,257,222.24	231,772.05	0.00	34,875,874.01	0.00	0.00	0.00	0.00	0.00	0.00	0.00	0.00	0.00	0.00	0.00	34,875,874.01	0.00	0.00	0.00	0.00	17,386,879.72	17,257,222.24	231,772.05	0.00	34,875,874.01			
Notice of Cash Allocation (NCA)	17,386,879.72	17,257,222.24	231,772.05	0.00	34,875,874.01	0.00	0.00	0.00	0.00	0.00	0.00	0.00	0.00	0.00	0.00	0.00	34,875,874.01	0.00	0.00	0.00	0.00	17,386,879.72	17,257,222.24	231,772.05	0.00	34,875,874.01			
MDS Checks Issued	15,097,542.06	15,466,203.15	231,772.05	0.00	30,795,517.26	0.00	0.00	0.00	0.00	0.00	0.00	0.00	0.00	0.00	0.00	0.00	30,795,517.26	0.00	0.00	0.00	0.00	15,097,542.06	15,466,203.15	231,772.05	0.00	30,795,517.26			
Advice to Debit Account	2,289,337.66	1,791,019.09	0.00	0.00	4,080,356.75	0.00	0.00	0.00	0.00	0.00	0.00	0.00	0.00	0.00	0.00	0.00	4,080,356.75	0.00	0.00	0.00	0.00	2,289,337.66	1,791,019.09	0.00	0.00	4,080,356.75			
Notice of Transfer Allocations (NTA)	0.00	0.00	0.00	0.00	0.00	0.00	0.00	0.00	0.00	0.00	0.00	0.00	0.00	0.00	0.00	0.00	0.00	0.00	0.00	0.00	0.00	0.00	0.00	0.00	0.00	0.00	0.00		
MDS Checks Issued	0.00	0.00	0.00	0.00	0.00	0.00	0.00	0.00	0.00	0.00	0.00	0.00	0.00	0.00	0.00	0.00	0.00	0.00	0.00	0.00	0.00	0.00	0.00	0.00	0.00	0.00	0.00	0.00	
Advice to Debit Account	0.00	0.00	0.00	0.00	0.00	0.00	0.00	0.00	0.00	0.00	0.00	0.00	0.00	0.00	0.00	0.00	0.00	0.00	0.00	0.00	0.00	0.00	0.00	0.00	0.00	0.00	0.00	0.00	
Working Fund for FAPs	0.00	0.00	0.00	0.00	0.00	0.00	0.00	0.00	0.00	0.00	0.00	0.00	0.00	0.00	0.00	0.00	0.00	0.00	0.00	0.00	0.00	0.00	0.00	0.00	0.00	0.00	0.00	0.00	
Cash Disbursement Ceiling (CDC)	0.00	0.00	0.00	0.00	0.00	0.00	0.00	0.00	0.00	0.00	0.00	0.00	0.00	0.00	0.00	0.00	0.00	0.00	0.00	0.00	0.00	0.00	0.00	0.00	0.00	0.00	0.00	0.00	
TOTAL CASH DISBURSEMENTS	17,386,879.72	17,257,222.24	231,772.05	0.00	34,875,874.01	0.00	0.00	0.00	0.00	0.00	0.00	0.00	0.00	0.00	0.00	0.00	34,875,874.01	0.00	0.00	0.00	0.00	17,386,879.72	17,257,222.24	231,772.05	0.00	34,875,874.01			
NON-CASH DISBURSEMENTS	1,793,135.10	819,229.93	13,119.17	0.00	2,625,484.20	0.00	0.00	0.00	0.00	0.00	0.00	0.00	0.00	0.00	0.00	0.00	2,625,484.20	0.00	0.00	0.00	0.00	1,793,135.10	819,229.93	13,119.17	0.00	2,625,484.20			
Tax Remittance Advices Issued (TRA)	1,793,135.10	819,229.93	13,119.17	0.00	2,625,484.20	0.00	0.00	0.00	0.00	0.00	0.00	0.00	0.00	0.00	0.00	0.00	2,625,484.20	0.00	0.00	0.00	0.00	1,793,135.10	819,229.93	13,119.17	0.00	2,625,484.20			
Non-Cash Availment Authority (NCAA)	0.00	0.00	0.00	0.00	0.00	0.00	0.00	0.00	0.00	0.00	0.00	0.00	0.00	0.00	0.00	0.00	0.00	0.00	0.00	0.00	0.00	0.00	0.00	0.00	0.00	0.00	0.00	0.00	
Disbursements effected through outright deductions from claims (please specify...)	0.00	0.00	0.00	0.00	0.00	0.00	0.00	0.00	0.00	0.00	0.00	0.00	0.00	0.00	0.00	0.00	0.00	0.00	0.00	0.00	0.00	0.00	0.00	0.00	0.00	0.00	0.00	0.00	
Overpayment of expenses (e.g. personnel benefits)	0.00	0.00	0.00	0.00	0.00	0.00	0.00	0.00	0.00	0.00	0.00	0.00	0.00	0.00	0.00	0.00	0.00	0.00	0.00	0.00	0.00	0.00	0.00	0.00	0.00	0.00	0.00	0.00	
Restitution for loss of government property	0.00	0.00	0.00	0.00	0.00	0.00	0.00	0.00	0.00	0.00	0.00	0.00	0.00	0.00	0.00	0.00	0.00	0.00	0.00	0.00	0.00	0.00	0.00	0.00	0.00	0.00	0.00	0.00	
Liquidated damages and similar claims	0.00	0.00	0.00	0.00	0.00	0.00	0.00	0.00	0.00	0.00	0.00	0.00	0.00	0.00	0.00	0.00	0.00	0.00	0.00	0.00	0.00	0.00	0.00	0.00	0.00	0.00	0.00	0.00	
Others (TEF, BTR-Documentary Stamp Tax, etc.)	0.00	0.00	0.00	0.00	0.00	0.00	0.00	0.00	0.00	0.00	0.00	0.00	0.00	0.00	0.00	0.00	0.00	0.00	0.00	0.00	0.00	0.00	0.00	0.00	0.00	0.00	0.00	0.00	
TOTAL NON-CASH DISBURSEMENTS	1,793,135.10	819,229.93	13,119.17	0.00	2,625,484.20	0.00	0.00	0.00	0.00	0.00	0.00	0.00	0.00	0.00	0.00	0.00	2,625,484.20	0.00	0.00	0.00	0.00	1,793,135.10	819,229.93	13,119.17	0.00	2,625,484.20			
GRAND TOTAL	19,180,014.82	18,076,452.17	244,891.22	0.00	37,501,358.21	0.00	0.00	0.00	0.00	0.00	0.00	0.00	0.00	0.00	0.00	0.00	37,501,358.21	0.00	0.00	0.00	0.00	19,180,014.82	18,076,452.17	244,891.22	0.00	37,501,358.21			


Certified Correct:

 MARLYN T. DEL PILAR
 IC Accountant III
 Date: 09 April 2022


Approved By:

 PAMELA F. PITAG
 IC Division Manager
 Date: 09 April 2022

MONTHLY REPORT OF DISBURSEMENTS
For the month of February 2022

Department: Department of Finance (DOF)
 Agency/Entity: Insurance Commission
 Operating Unit: < not applicable >
 Organization Code (UACS): 11 008 0000000
 Fund Cluster: 03 Special Account - Locally Funded/Domestic Grants Fund

Particulars	Current Year Budget					Prior Year's Budget											SUB-TOTAL	Trust Liabilities				Grand Total					Remarks
	PS	MOOE	FinEx	CO	TOTAL	Prior Year's Accounts Payable					Current Year's Accounts Payable					TOTAL		PS	MOOE	CO	TOTAL	PS	MOOE	FinEx	CO	TOTAL	
						PS	MOOE	FinEx	CO	Sub-Total	PS	MOOE	FinEx	CO	Sub-Total												
1	2	3	4	5	6=(2+3+4+5)	7	8	9	10	11=(7+8+9+10)	12	13	14	15	16=(12+13+14+15)	17=(11+16)	18=(6+17)	19	20	21	22=(19+20+21)	23	24	25	26	27=(23+24+25+26)	28
CASH DISBURSEMENTS	14,023,500.01	12,318,833.54	0.00	670,484.06	27,012,817.61	0.00	0.00	0.00	0.00	0.00	0.00	0.00	0.00	0.00	0.00	0.00	27,012,817.61	0.00	0.00	0.00	0.00	14,023,500.01	12,318,833.54	0.00	670,484.06	27,012,817.61	
Notice of Cash Allocation (NCA)	14,023,500.01	12,318,833.54	0.00	670,484.06	27,012,817.61	0.00	0.00	0.00	0.00	0.00	0.00	0.00	0.00	0.00	0.00	0.00	27,012,817.61	0.00	0.00	0.00	0.00	14,023,500.01	12,318,833.54	0.00	670,484.06	27,012,817.61	
MDS Checks Issued	13,828,956.03	11,653,351.64	0.00	670,484.06	26,152,791.73	0.00	0.00	0.00	0.00	0.00	0.00	0.00	0.00	0.00	0.00	0.00	26,152,791.73	0.00	0.00	0.00	0.00	13,828,956.03	11,653,351.64	0.00	670,484.06	26,152,791.73	
Advice to Debit Account	194,543.98	665,481.90	0.00	0.00	860,025.88	0.00	0.00	0.00	0.00	0.00	0.00	0.00	0.00	0.00	0.00	0.00	860,025.88	0.00	0.00	0.00	0.00	194,543.98	665,481.90	0.00	0.00	860,025.88	
Notice of Transfer Allocations (NTA)	0.00	0.00	0.00	0.00	0.00	0.00	0.00	0.00	0.00	0.00	0.00	0.00	0.00	0.00	0.00	0.00	0.00	0.00	0.00	0.00	0.00	0.00	0.00	0.00	0.00	0.00	
MDS Checks Issued	0.00	0.00	0.00	0.00	0.00	0.00	0.00	0.00	0.00	0.00	0.00	0.00	0.00	0.00	0.00	0.00	0.00	0.00	0.00	0.00	0.00	0.00	0.00	0.00	0.00	0.00	
Advice to Debit Account	0.00	0.00	0.00	0.00	0.00	0.00	0.00	0.00	0.00	0.00	0.00	0.00	0.00	0.00	0.00	0.00	0.00	0.00	0.00	0.00	0.00	0.00	0.00	0.00	0.00	0.00	
Working Fund for FAPs	0.00	0.00	0.00	0.00	0.00	0.00	0.00	0.00	0.00	0.00	0.00	0.00	0.00	0.00	0.00	0.00	0.00	0.00	0.00	0.00	0.00	0.00	0.00	0.00	0.00	0.00	
Cash Disbursement Ceiling (CDC)	0.00	0.00	0.00	0.00	0.00	0.00	0.00	0.00	0.00	0.00	0.00	0.00	0.00	0.00	0.00	0.00	0.00	0.00	0.00	0.00	0.00	0.00	0.00	0.00	0.00	0.00	
TOTAL CASH DISBURSEMENTS	14,023,500.01	12,318,833.54	0.00	670,484.06	27,012,817.61	0.00	0.00	0.00	0.00	0.00	0.00	0.00	0.00	0.00	0.00	0.00	27,012,817.61	0.00	0.00	0.00	0.00	14,023,500.01	12,318,833.54	0.00	670,484.06	27,012,817.61	
NON-CASH DISBURSEMENTS	2,051,894.01	263,443.91	0.00	38,008.54	2,353,346.46	0.00	0.00	0.00	0.00	0.00	0.00	0.00	0.00	0.00	0.00	0.00	2,353,346.46	0.00	0.00	0.00	0.00	2,051,894.01	263,443.91	0.00	38,008.54	2,353,346.46	
Tax Remittance Advices Issued (TRA)	2,051,894.01	263,443.91	0.00	38,008.54	2,353,346.46	0.00	0.00	0.00	0.00	0.00	0.00	0.00	0.00	0.00	0.00	0.00	2,353,346.46	0.00	0.00	0.00	0.00	2,051,894.01	263,443.91	0.00	38,008.54	2,353,346.46	
Non-Cash Availment Authority (NCAA)	0.00	0.00	0.00	0.00	0.00	0.00	0.00	0.00	0.00	0.00	0.00	0.00	0.00	0.00	0.00	0.00	0.00	0.00	0.00	0.00	0.00	0.00	0.00	0.00	0.00	0.00	
Disbursements effected through outright deductions from claims (please specify...)	0.00	0.00	0.00	0.00	0.00	0.00	0.00	0.00	0.00	0.00	0.00	0.00	0.00	0.00	0.00	0.00	0.00	0.00	0.00	0.00	0.00	0.00	0.00	0.00	0.00	0.00	
Overpayment of expenses (e.g. personnel benefits)	0.00	0.00	0.00	0.00	0.00	0.00	0.00	0.00	0.00	0.00	0.00	0.00	0.00	0.00	0.00	0.00	0.00	0.00	0.00	0.00	0.00	0.00	0.00	0.00	0.00	0.00	
Restitution for loss of government property	0.00	0.00	0.00	0.00	0.00	0.00	0.00	0.00	0.00	0.00	0.00	0.00	0.00	0.00	0.00	0.00	0.00	0.00	0.00	0.00	0.00	0.00	0.00	0.00	0.00	0.00	
Liquidated damages and similar claims	0.00	0.00	0.00	0.00	0.00	0.00	0.00	0.00	0.00	0.00	0.00	0.00	0.00	0.00	0.00	0.00	0.00	0.00	0.00	0.00	0.00	0.00	0.00	0.00	0.00	0.00	
Others (TEF, BTR-Documentary Stamp Tax, etc.)	0.00	0.00	0.00	0.00	0.00	0.00	0.00	0.00	0.00	0.00	0.00	0.00	0.00	0.00	0.00	0.00	0.00	0.00	0.00	0.00	0.00	0.00	0.00	0.00	0.00	0.00	
TOTAL NON-CASH DISBURSEMENTS	2,051,894.01	263,443.91	0.00	38,008.54	2,353,346.46	0.00	0.00	0.00	0.00	0.00	0.00	0.00	0.00	0.00	0.00	0.00	2,353,346.46	0.00	0.00	0.00	0.00	2,051,894.01	263,443.91	0.00	38,008.54	2,353,346.46	
GRAND TOTAL	16,075,394.02	12,582,277.45	0.00	708,492.60	29,366,164.07	0.00	0.00	0.00	0.00	0.00	0.00	0.00	0.00	0.00	0.00	0.00	29,366,164.07	0.00	0.00	0.00	0.00	16,075,394.02	12,582,277.45	0.00	708,492.60	29,366,164.07	

Certified Correct:

 MARLYN T. DEL PILAR
 IC Accountant III
 Date: 10 March 2022

Recommending Approval:

 CAROLYN ANNE C. CASTRO
 IC Accountant IV
 Date: 10 March 2022


Approved By:


 PAMELA F. PITÁS
 IC Division Manager
 Date: 10 March 2022

MONTHLY REPORT OF DISBURSEMENTS
For the month of January 2022

Department: Department of Finance (DOF)
 Agency/Entity: Insurance Commission
 Operating Unit: < not applicable >
 Organization Code (UACS): 11 008 0000000
 Fund Cluster: 03 Special Account - Locally Funded/Domestic Grants Fund

Particulars	Current Year Budget					Prior Year's Budget											SUB-TOTAL	Trust Liabilities				Grand Total					Remarks		
	PS	MOOE	FinEx	CO	TOTAL	Prior Year's Accounts Payable					Current Year's Accounts Payable					TOTAL		PS	MOOE	CO	TOTAL	PS	MOOE	FinEx	CO	TOTAL			
						PS	MOOE	FinEx	CO	Sub-Total	PS	MOOE	FinEx	CO	Sub-Total													PS	MOOE
1	2	3	4	5	6=(2+3+4+5)	7	8	9	10	11=(7+8+9+10)	12	13	14	15	16=(12+13+14+15)	17=(11+16)	18=(6+17)	19	20	21	22=(19+20+21)	23	24	25	26	27=(23+24+25+26)	28		
CASH DISBURSEMENTS	14,447,667.01	864,100.61	0.00	0.00	15,311,767.62	0.00	0.00	0.00	0.00	0.00	0.00	0.00	0.00	0.00	0.00	0.00	15,311,767.62	0.00	0.00	0.00	0.00	14,447,667.01	864,100.61	0.00	0.00	15,311,767.62			
Notice of Cash Allocation (NCA)	14,447,667.01	864,100.61	0.00	0.00	15,311,767.62	0.00	0.00	0.00	0.00	0.00	0.00	0.00	0.00	0.00	0.00	0.00	15,311,767.62	0.00	0.00	0.00	0.00	14,447,667.01	864,100.61	0.00	0.00	15,311,767.62			
MDS Checks Issued	14,241,563.55	725,183.05	0.00	0.00	14,966,746.60	0.00	0.00	0.00	0.00	0.00	0.00	0.00	0.00	0.00	0.00	0.00	14,966,746.60	0.00	0.00	0.00	0.00	14,241,563.55	725,183.05	0.00	0.00	14,966,746.60			
Advice to Debit Account	206,103.46	138,917.56	0.00	0.00	345,021.02	0.00	0.00	0.00	0.00	0.00	0.00	0.00	0.00	0.00	0.00	0.00	345,021.02	0.00	0.00	0.00	0.00	206,103.46	138,917.56	0.00	0.00	345,021.02			
Notice of Transfer Allocations (NTA)	0.00	0.00	0.00	0.00	0.00	0.00	0.00	0.00	0.00	0.00	0.00	0.00	0.00	0.00	0.00	0.00	0.00	0.00	0.00	0.00	0.00	0.00	0.00	0.00	0.00	0.00	0.00		
MDS Checks Issued	0.00	0.00	0.00	0.00	0.00	0.00	0.00	0.00	0.00	0.00	0.00	0.00	0.00	0.00	0.00	0.00	0.00	0.00	0.00	0.00	0.00	0.00	0.00	0.00	0.00	0.00	0.00	0.00	
Advice to Debit Account	0.00	0.00	0.00	0.00	0.00	0.00	0.00	0.00	0.00	0.00	0.00	0.00	0.00	0.00	0.00	0.00	0.00	0.00	0.00	0.00	0.00	0.00	0.00	0.00	0.00	0.00	0.00	0.00	
Working Fund for FAPs	0.00	0.00	0.00	0.00	0.00	0.00	0.00	0.00	0.00	0.00	0.00	0.00	0.00	0.00	0.00	0.00	0.00	0.00	0.00	0.00	0.00	0.00	0.00	0.00	0.00	0.00	0.00	0.00	
Cash Disbursement Ceiling (CDC)	0.00	0.00	0.00	0.00	0.00	0.00	0.00	0.00	0.00	0.00	0.00	0.00	0.00	0.00	0.00	0.00	0.00	0.00	0.00	0.00	0.00	0.00	0.00	0.00	0.00	0.00	0.00	0.00	
TOTAL CASH DISBURSEMENTS	14,447,667.01	864,100.61	0.00	0.00	15,311,767.62	0.00	0.00	0.00	0.00	0.00	0.00	0.00	0.00	0.00	0.00	0.00	15,311,767.62	0.00	0.00	0.00	0.00	14,447,667.01	864,100.61	0.00	0.00	15,311,767.62			
NON-CASH DISBURSEMENTS	1,960,633.77	23,973.81	0.00	0.00	1,984,607.58	0.00	0.00	0.00	0.00	0.00	0.00	0.00	0.00	0.00	0.00	0.00	1,984,607.58	0.00	0.00	0.00	0.00	1,960,633.77	23,973.81	0.00	0.00	1,984,607.58			
Tax Remittance Advices Issued (TRA)	1,960,633.77	23,973.81	0.00	0.00	1,984,607.58	0.00	0.00	0.00	0.00	0.00	0.00	0.00	0.00	0.00	0.00	0.00	1,984,607.58	0.00	0.00	0.00	0.00	1,960,633.77	23,973.81	0.00	0.00	1,984,607.58			
Non-Cash Availment Authority (NCAA)	0.00	0.00	0.00	0.00	0.00	0.00	0.00	0.00	0.00	0.00	0.00	0.00	0.00	0.00	0.00	0.00	0.00	0.00	0.00	0.00	0.00	0.00	0.00	0.00	0.00	0.00	0.00	0.00	
Disbursements effected through outright deductions from claims (please specify...)	0.00	0.00	0.00	0.00	0.00	0.00	0.00	0.00	0.00	0.00	0.00	0.00	0.00	0.00	0.00	0.00	0.00	0.00	0.00	0.00	0.00	0.00	0.00	0.00	0.00	0.00	0.00	0.00	
Overpayment of expenses (e.g. personnel benefits)	0.00	0.00	0.00	0.00	0.00	0.00	0.00	0.00	0.00	0.00	0.00	0.00	0.00	0.00	0.00	0.00	0.00	0.00	0.00	0.00	0.00	0.00	0.00	0.00	0.00	0.00	0.00	0.00	
Restitution for loss of government property	0.00	0.00	0.00	0.00	0.00	0.00	0.00	0.00	0.00	0.00	0.00	0.00	0.00	0.00	0.00	0.00	0.00	0.00	0.00	0.00	0.00	0.00	0.00	0.00	0.00	0.00	0.00	0.00	
Liquidated damages and similar claims	0.00	0.00	0.00	0.00	0.00	0.00	0.00	0.00	0.00	0.00	0.00	0.00	0.00	0.00	0.00	0.00	0.00	0.00	0.00	0.00	0.00	0.00	0.00	0.00	0.00	0.00	0.00	0.00	
Others (TEF, BTR-Documentary Stamp Tax, etc.)	0.00	0.00	0.00	0.00	0.00	0.00	0.00	0.00	0.00	0.00	0.00	0.00	0.00	0.00	0.00	0.00	0.00	0.00	0.00	0.00	0.00	0.00	0.00	0.00	0.00	0.00	0.00	0.00	
TOTAL NON-CASH DISBURSEMENTS	1,960,633.77	23,973.81	0.00	0.00	1,984,607.58	0.00	0.00	0.00	0.00	0.00	0.00	0.00	0.00	0.00	0.00	0.00	1,984,607.58	0.00	0.00	0.00	0.00	1,960,633.77	23,973.81	0.00	0.00	1,984,607.58			
GRAND TOTAL	16,408,300.78	888,074.42	0.00	0.00	17,296,375.20	0.00	0.00	0.00	0.00	0.00	0.00	0.00	0.00	0.00	0.00	0.00	17,296,375.20	0.00	0.00	0.00	0.00	16,408,300.78	888,074.42	0.00	0.00	17,296,375.20			

Certified Correct:

 MARLYN T. DEL PILAR
 IC Accountant III
 Date: 10 February 2022

Recommending Approval:

 CAROLYN ANNE C. CASTRO
 IC Accountant IV
 Date: 10 February 2022

Approved By:

 PAMELA F. PITÁS
 IC Division Manager
 Date: 10 February 2022